



Evo

Experience Pack


Track your progress with the Evo app

🔍 Evo by Ozobot →



- 1.
- 2.
- 3.
- 4.

↓ Place Evo Here ↓



→ Calibrate Evo and download the Evo app.

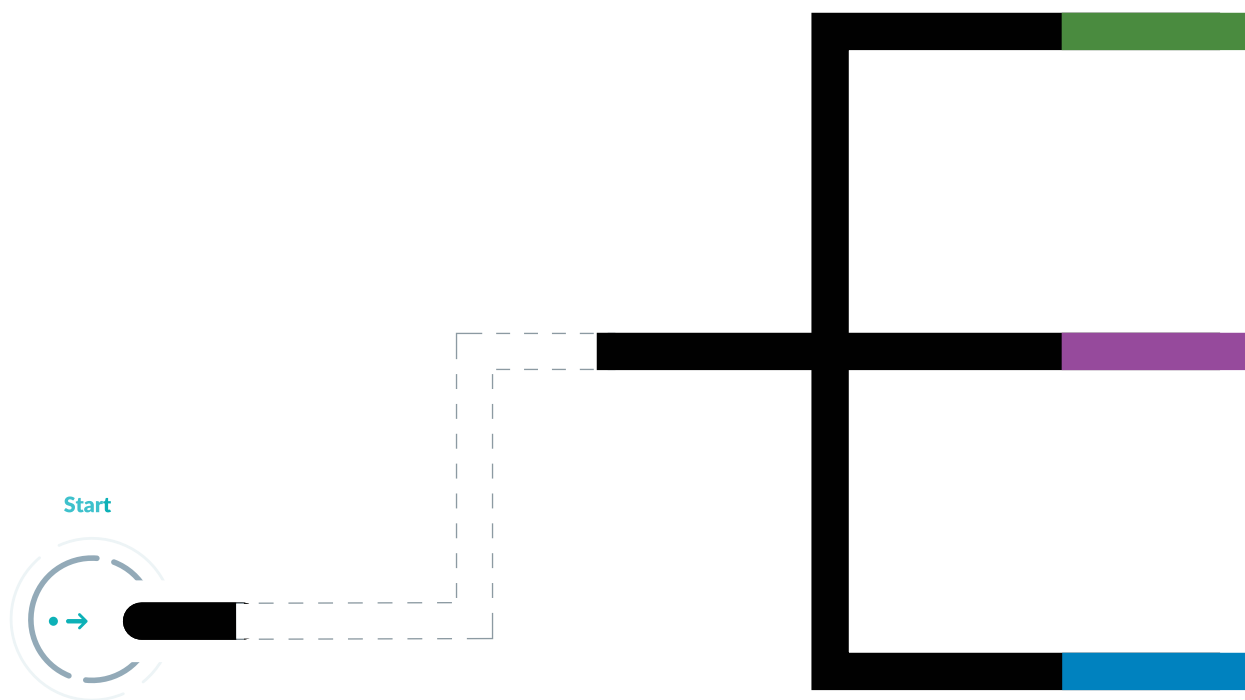
1. Make sure Evo is powered off, then place Evo on black circle.
2. Press and hold Evo's power button for 2 sec. until top light blinks white. Then, release power button.
3. Evo spins and blinks **green** when calibrated. If Evo blinks **red**, start over from Step 1.
4. To collect stars as you complete your Experience Pack, download the Evo by Ozobot app before continuing.



2

Which Way?

→ Use black marker to complete your path, then place Evo on the START.
Evo will randomly select a color. Repeat several times.




3

Color Codes

Evo reads and responds to color patterns, called Color Codes.

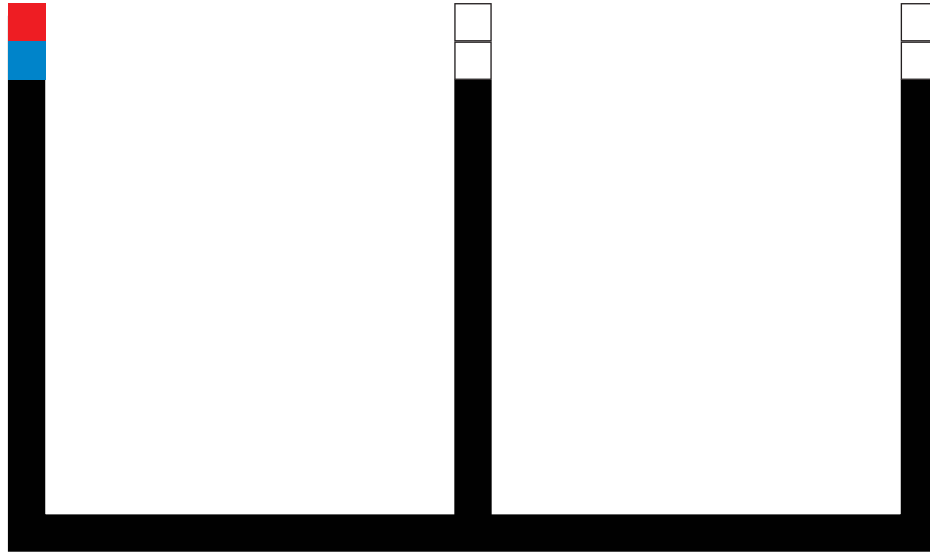
→ Can you tell which Color Codes mean Slow, Fast, and U-Turn?



4

U-Turn Codes

→ Finish adding the U-turn codes to make sure Evo won't get stuck at the end of the lines!



5

Code Creator

→ Use markers to practice creating the cool Color Codes below.

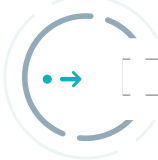


Start

TORNADO →



Copy the code above to practice!



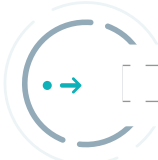
BACKWALK →



Start



Copy the code above to practice!



6

Code By Numbers

Some codes mean the same thing no matter which way Evo reads them. Other codes have two meanings.

→ Use the color key to color the codes, then see what Evo does in both directions.

Color Key

1



2



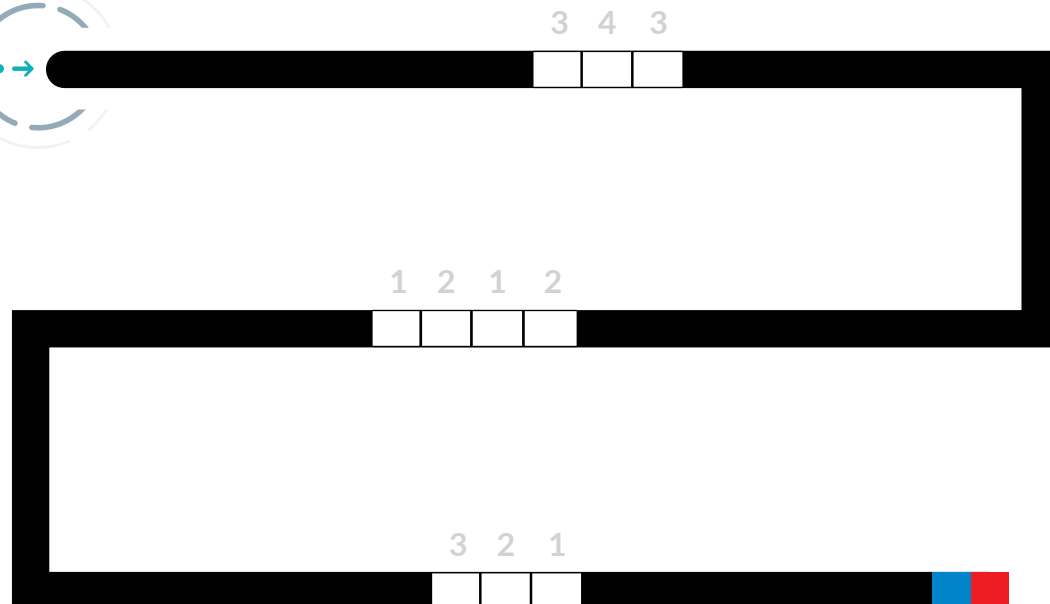
3



4



Start



7

Wrong Way!

You are ready to help Evo find the finish line.

→ Color the correct code in the path so Evo avoids the dead ends!

Code Bank

Choose one



Go Straight

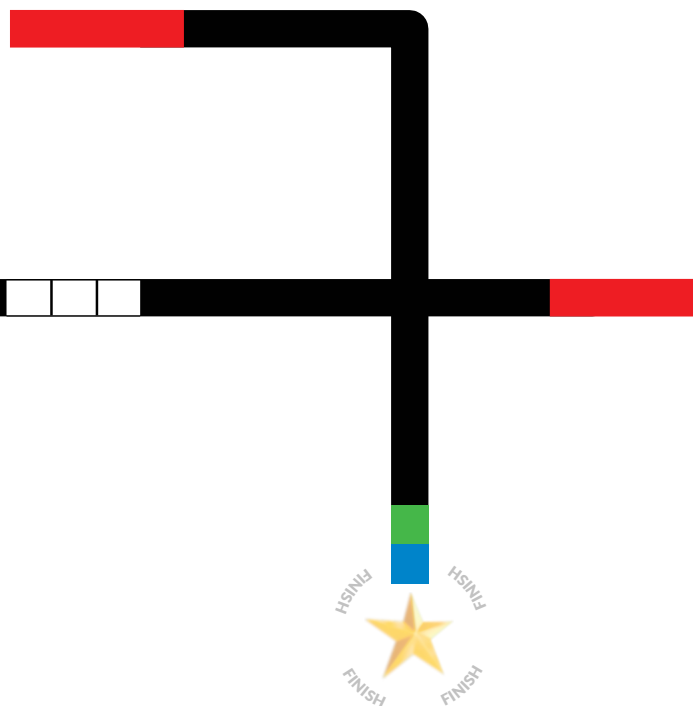


Go Left



Go right

Start



8

Jump Codes

With Jump Color Codes you can move from line to line.

→ Choose the correct Jump Color Code to get from START to FINISH in a flash.

Color Code Bank



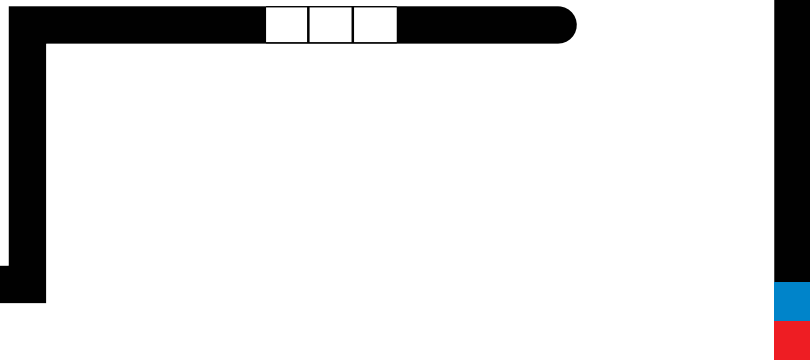
Jump Straight



Jump Left



Jump Right



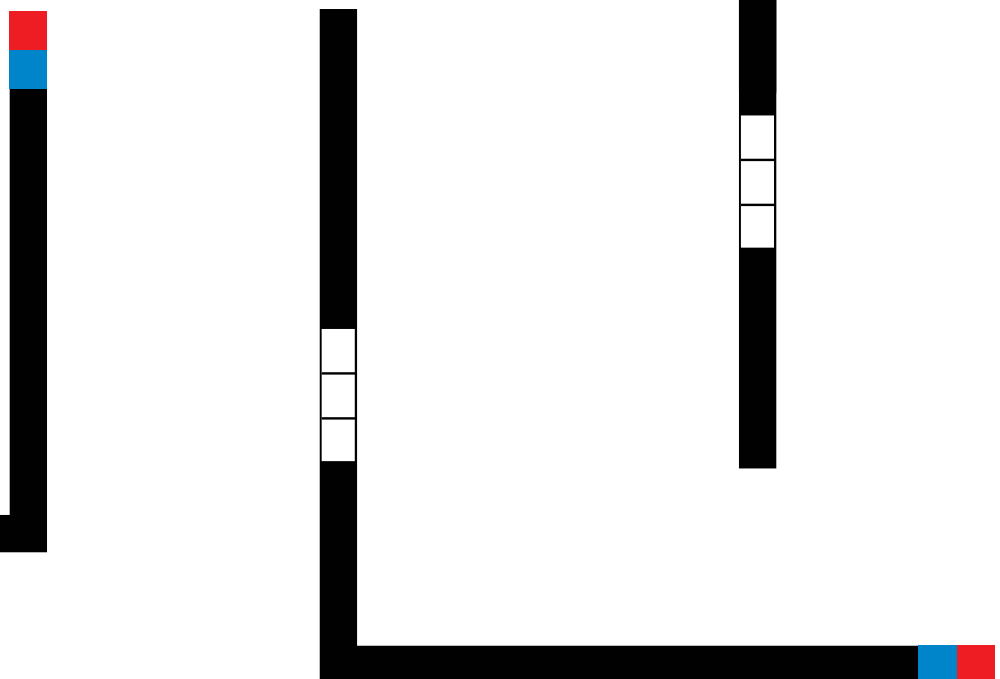
9

Jump Challenge

→ Use 2 Jump Color Codes to help Evo find the finish line!



Start



10 Brain Teaser

→ Place Color Codes on the lines to guide Evo to the finish.

Color Code Bank

Use each Code Codes once



Go Left



Go Left



Go Right

